

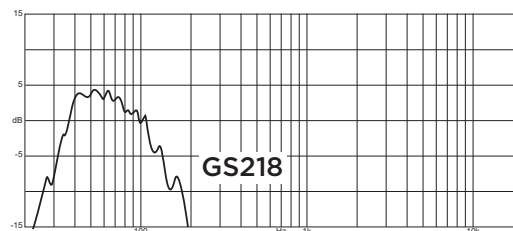
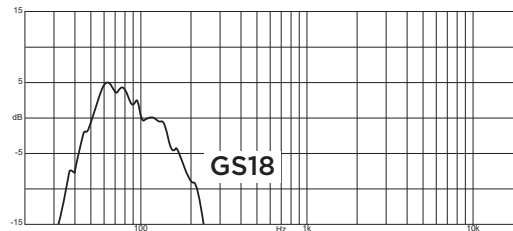
GS18 - GS218 Passive Subwoofers



18" and 2x 18" birch plywood heavy duty passive subwoofers .

Designed for high performance outdoor/ indoor applications both for rental and permanent installations for touring, large auditorium, stadium, theme parks and clubs. Weather resistant rugged box.

Perfect companion for GH412 and GH12 loudspeakers as well as a superb low extensions for all other satellites and full-range speakers.



Frequent Applications	
Large Congregations	Event Productions
Nightclub & Lounges	Stadiums & Sports Venues
Auditoriums & Concert Halls	Theaters

GS18

18" 8Ω 750 W
Passive Subwoofer


General	
Type	Passive subwoofer
Transducers	18" ferrite magnet woofer
Frequency Response	45 Hz - 180 Hz (-10 dB)
Max SPL ¹	122 dB (peak)
Power Handling	750 W
Nominal Impedance	8 Ω
Coverage	Omni

¹ Maximum SPL is calculated using a signal with crest factor 4 (12dB) measured at 1 m.

Suggested amplifiers

GA46	up to 2 pcs/ch
------	----------------

Handling & Finishes

Dimensions (WxHxD)	545 x 610 x 600 mm (21,46 x 24 x 23.6 in)
Weight	35,4 kg (76,37 lb)
Material	wood
Color	Black 

GS218

2x18" 4Ω 1600 W
Passive Subwoofer


General	
Type	Passive subwoofer
Transducers	2x 18" ferrite magnet woofer
Frequency Response	30 Hz - 150 Hz (-10 dB)
Max SPL ¹	138 dB (peak)
Power Handling	1500 W
Nominal Impedance	4 Ω
Coverage	Omni

¹ Maximum SPL is calculated using a signal with crest factor 4 (12dB) measured at 1 m.

Suggested amplifiers

GA46	up to 1 pc/ch
------	---------------

Handling & Finishes

Dimensions (WxHxD)	1035 x 614 x 600 mm (40.75 x 24.17 x 23.6 in)
Weight	59 kg (130 lb)
Material	wood
Color	Black 

Rear panel

